



# UCAS Guidebook

2026/27

**The Internal deadline for UCAS applications to be complete is Friday 04<sup>th</sup> December 2026**

# Contents

[Student Timelines](#)

[Key Dates](#)

[UCAS Predicted Grade Procedure](#)

[Before You Apply](#)

[Setting Up Your UCAS Application & Hub](#)

[Adding Qualifications](#)

[UCAS Tariff Points](#)

[Personal Statement](#)

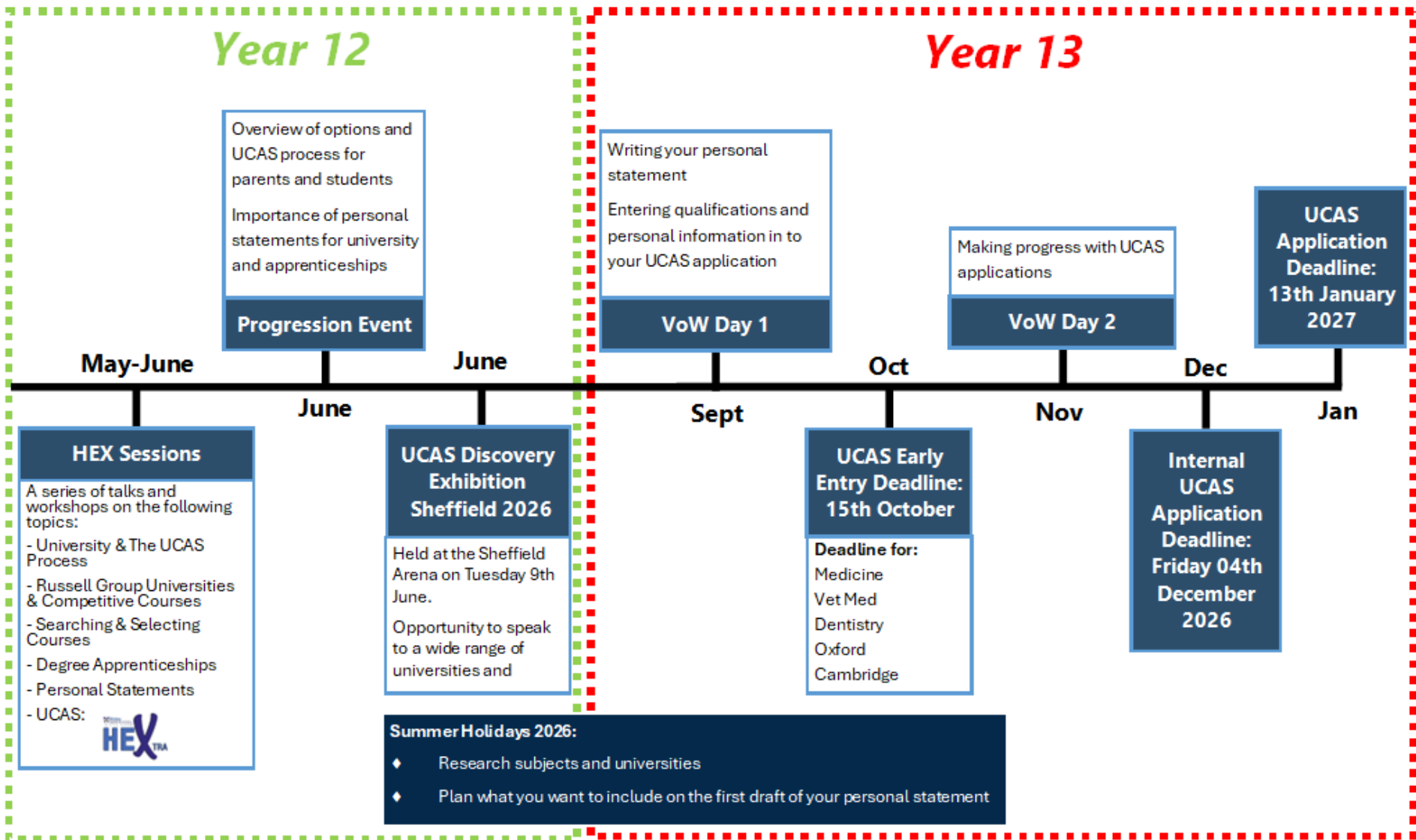
# Student Timeline – Equal Consideration deadline



## UCAS and University | Student Timeline



This timeline is for students working towards the Equal Consideration Deadline of Wednesday 13th January 2027



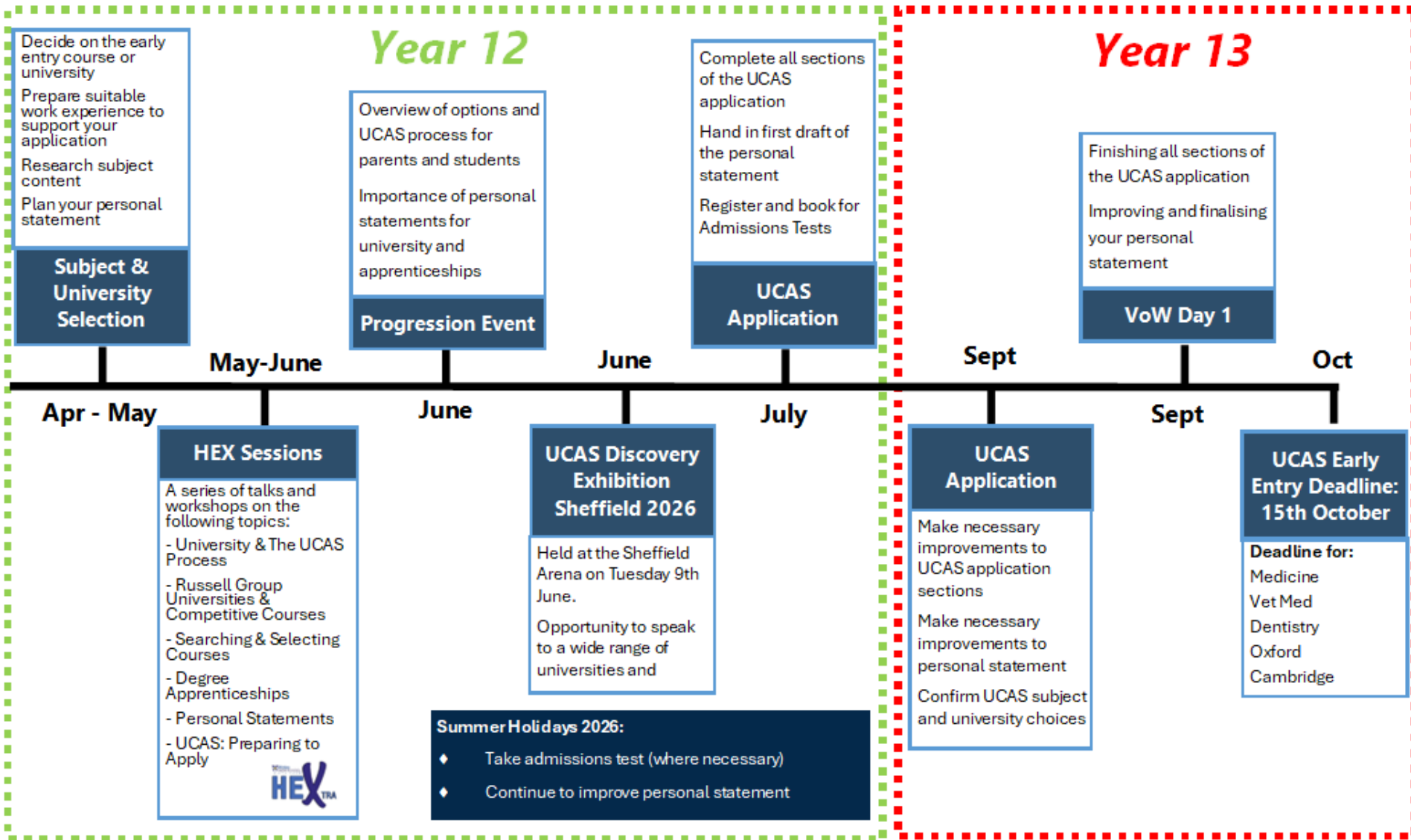
# Student Timeline – Early Entry Deadline



## UCAS and University | Student Timeline



This timeline is for students working towards the Early Entry Deadline of Thursday 15th October 2026



# Key Dates

2026

APR  
28

**UCAS' search tool displays 2027 entry courses**

MAY  
12

**UCAS applications open for 2027 entry**

You can register and start your application in your UCAS Hub.

SEP  
01

**Completed applications can be submitted to UCAS**

You will need a reference before you can send your application.

OCT  
15

**(18:00 UK time) Equal consideration date for applications to the universities of Oxford and Cambridge, and for most courses in medicine, dentistry, and veterinary medicine/science**

You can add choices with a different deadline later, but don't forget you can only have five choices in total.

2027

JAN  
13

**(18:00 UK time) Equal consideration date for applications for most undergraduate courses**

FEB  
25

**Extra opens**

If you've used all five choices and are not holding any offers, you may be able to add another choice in your application. For more information, [visit our Extra page](#).

JUN  
30

**(18:00 UK time) Applications received by this deadline will be sent to universities and colleges**

After this time, applications are automatically entered into **Clearing**.

JUL  
01

**Last day to add an Extra choice in your application**

JUL  
02

**Clearing opens**

Clearing opens for eligible applicants, and vacancies are displayed in UCAS' search tool. Applicants can release themselves into Clearing. Discover information and advice on our [Clearing and results day](#) pages.

# UCAS Predicted Grade Procedure

Teachers will be asked to input a UCAS predicted grade in June of Year 12. Students will receive one predicted grade per subject (not one from each teacher). The school must be realistic about the predicted grades given which are based upon:

- **actual attainment in the progress examinations in the summer term of Year 12**
- **actual attainment in AS examinations for students studying mathematics, biology, chemistry and physics. In this instance, a UCAS predicted grade can change once we have these grades in August.**
- **sustained performance in assessments throughout Year 12 including the results of homework assignments and topic/module assessments**
- **sustained performance in attainment and commitment to learning (CTL) grades throughout Year 12**
- **the professional experience and judgment of the teacher**

Predictions will not be based upon:

- **student or parental/carer pressure**
- **a student promising that they will “work much harder in Year 13”**
- **what a student says they “want” or “need” to apply to a particular university or course**

# Before You Apply

- Research your options - check the course modules are what you want to study - what are the career outcomes?
- What are the entry requirements? Do you need to have studied a certain A-Level? Check GCSE requirements too. **You can see your UCAS Predicted Grades on Go 4 Schools.**
- Ensure you plan relevant **work experience** and **super-curricular activities**
- Attend open days at the universities you are wanting to apply to
- Do not forget that the internal deadline for UCAS applications to be completed is **Friday 04<sup>th</sup> December 2026.**

# Setting Up Your UCAS Application

- [1] Go to [www.ucas.com](http://www.ucas.com) and set up an account (download the UCAS Hub to your phone). **Use a personal email address**, not your school one
- [2] You are applying for an **undergraduate application** for **2027**
- [3] You must click 'apply through school or college' – the buzzword is **Walesmh27**
- [4] Remember to use capital letters where appropriate (names, etc)
- [5] You will need your **ULN** (Unique Learner Number) – see Mr Howard for this
- [6] When it asks about 'nominated access' you put '**no**'
- [7] When it asks about funding, if you are planning to have a student loan then put '**UK, Ch, IoM or EU student finance services**'

# Adding Qualifications

Click on '**Education**'

You need to add Wales High School as your centre for both GCSE's and A-Levels as two different sections.

Ensure the dates are the same as the example shown here (unless you joined the school at a different time). If you joined Sixth Form from an external school then you will need to put that down for your GCSE's.

Under the relevant section, click 'Add Qualification' to enter your subject (see next pages for how to enter them)

**Wales High School** September 2020 – June 2025  
National centre number: 36413  
Type of study: Full time  
Study mode: In person

**Wales High School** September 2025 – June 2027  
National centre number: 36413  
Type of study: Full time  
Study mode: In person

# GCSE Qualifications

Qualification	Title	Type of qualification	Exam board	Date
Art	Art & Design: Fine Art	GCSE (Grade 9-1)	Eduqas	Jun-25
Photography	Art & Design: Photography	GCSE (Grade 9-1)	Eduqas	Jun-25
Business Studies	Business	GCSE (Grade 9-1)	Pearson	Jun-25
English Literature	English Literature	GCSE (Grade 9-1)	AQA	Jun-25
English Language	English Language	GCSE (Grade 9-1)	AQA	Jun-25
Economics	Economics	GCSE (Grade 9-1)	OCR	Jun-25
Design and Technology	Design and Technology	GCSE (Grade 9-1)	AQA	Jun-25
Engineering	Engineering	GCSE (Grade 9-1)	AQA	Jun-25
Geography	Geography	GCSE (Grade 9-1)	AQA	Jun-25
History	History	GCSE (Grade 9-1)	Pearson	Jun-25
Computer Science	Computer Science	GCSE (Grade 9-1)	OCR	Jun-25
Statistics	Statistics	GCSE (Grade 9-1)	AQA	Jun-25
Mathematics	Mathematics	GCSE (Grade 9-1)	OCR	Jun-25
French	French	GCSE (Grade 9-1)	Pearson	Jun-25
Spanish	Spanish	GCSE (Grade 9-1)	Pearson	Jun-25
Music	Music	GCSE (Grade 9-1)	Pearson	Jun-25
Sport	Physical Education	GCSE (Grade 9-1)	AQA	Jun-25
Drama	Drama	GCSE (Grade 9-1)	AQA	Jun-25
RE	Religious Studies	GCSE (Grade 9-1)	AQA	Jun-25
Biology	Biology	GCSE (Grade 9-1)	AQA	Jun-25
Chemistry	Chemistry	GCSE (Grade 9-1)	AQA	Jun-25
Physics	Physics	GCSE (Grade 9-1)	AQA	Jun-25
Combined Science	Combined Science	GCSE (Grade 9-1)	AQA	Jun-25
Food Technology	Food Preparation and Nutrition	GCSE (Grade 9-1)	Eduqas	Jun-25

Qualification	Title	Type of qualification	Exam board	Date
Catering	Hospitality and Catering	WJEC Level 1/2 Vocational Award in Hospitality and Catering	WJEC	Jun-25
Child Development	Child Development	Pearson BTEC Level 1/Level 2 Tech Award	Pearson	Jun-25
Health & Social care	Health and Social Care	Pearson BTEC Level 1/Level 2 Tech Award	Pearson	Jun-25
iMedia	Certificate in Creative iMedia	OCR Level 1/Level 2 Cambridge National	OCR	Jun-25
Dance	Performing Arts	Pearson BTEC Level 1/Level 2 Tech Award	Pearson	Jun-25
Sport Studies National	Sport Studies	OCR Level 1/Level 2 Cambridge National	OCR	Jun-25
Construction	Constructing the Built Environment	WJEC Level 1/2 Vocational Award in Constructing the Built Environment	WJEC	Jun-25

For GCSE Combined Science, In grade click '**other**' to add the 2 grades e.g. 6/6

# A-Level Qualifications

Qualification	Title	Type of qualification	Exam board	Date
A-Level Art	Art & Design: Fine Art	GCE Advance Level (A Level)	Eduqas	Jun-27
A-Level Photography	Art & Design: Photography	GCE Advance Level (A Level)	Eduqas	Jun-27
A-Level Accounting	Accounting	GCE Advance Level (A Level)	AQA	Jun-27
A-Level Business	Business	GCE Advance Level (A Level)	Pearson	Jun-27
A-Level English Literature	English Literature	GCE Advance Level (A Level)	AQA	Jun-27
A-Level Language and Literature	English Language and Literature	GCE Advance Level (A Level)	AQA	Jun-27
A-Level Economics	Economics	GCE Advance Level (A Level)	AQA	Jun-27
A-Level Film Studies	Film Studies	GCE Advance Level (A Level)	Eduqas	Jun-27
A-Level Geography	Geography	GCE Advance Level (A Level)	AQA	Jun-27
A-Level Geology	Geology	GCE Advance Level (A Level)	OCR	Jun-27
A-Level History	History	GCE Advance Level (A Level)	AQA	Jun-27
A-Level Law	Law	GCE Advance Level (A Level)	AQA	Jun-27
A-Level Further Maths	Further Mathematics	GCE Advance Level (A Level)	Pearson	Jun-27
A-Level Maths	Mathematics	GCE Advance Level (A Level)	Pearson	Jun-27
A-Level French	French	GCE Advance Level (A Level)	AQA	Jun-27
A-Level Spanish	Spanish	GCE Advance Level (A Level)	AQA	Jun-27
A-Level Music	Music	GCE Advance Level (A Level)	Pearson	Jun-27
A-Level Sport	Physical Education	GCE Advance Level (A Level)	AQA	Jun-27
A-Level Politics	Politics	GCE Advance Level (A Level)	Pearson	Jun-27
A-Level RE	Religious Studies	GCE Advance Level (A Level)	OCR	Jun-27
A-Level Biology	Biology	GCE Advance Level (A Level)	AQA	Jun-27
A-Level Chemistry	Chemistry	GCE Advance Level (A Level)	AQA	Jun-27
A-Level Physics	Physics	GCE Advance Level (A Level)	AQA	Jun-27
A-Level Psychology	Psychology	GCE Advance Level (A Level)	AQA	Jun-27
A-Level Sociology	Sociology	GCE Advance Level (A Level)	AQA	Jun-27

# Vocational & Other Ks5 Qualifications

## Vocational:

Qualification	Title	Type of qualification	Exam board	Date
Double Business	Business	OCR Level 3 Cambridge Technical Diploma	OCR	Jun-27
Single Business	Business	OCR Level 3 Cambridge Technical Extended Certificate	OCR	Jun-27
Single Engineering	Engineering	Pearson BTEC Level 3 National Extended Cert RQF (360) (2016 to Present)	Pearson	Jun-27
Single Childcare	Childcare and Education	NCFE CACHE Technical Level 3 Certificate in Childcare and Education	CACHE	Jun-27
Double Health & Social Care	Health & Social Care	OCR Level 3 Cambridge Technical Diploma	OCR	Jun-27
Single Health & Social Care	Health & Social Care	OCR Level 3 Cambridge Technical Extended Certificate	OCR	Jun-27
Single Sport	Sport and Physical Activity	OCR Level 3 Cambridge Technical Extended Certificate	OCR	Jun-27
Applied Science	Applied Science	Pearson BTEC Level 3 National Extended Cert RQF (360) (2016 to Present)	Pearson	Jun-27
Forensics	Forensic Investigation	Pearson BTEC Level 3 National Foundation Diploma DIP RQF (510-540) (2016 to Present)	Pearson	Jun-27
Travel & Tourism	Travel & Tourism	Pearson BTEC Level 3 National Extended Certificate in Travel & Tourism	Pearson	Jun-27

## AS Qualifications:

Qualification	Title	Type of qualification	Exam board	Date
AS Maths	Mathematics	GCE Advanced Subsidiary	Pearson	Jun-26
AS Biology	Biology	GCE Advanced Subsidiary	AQA	Jun-26
AS Chemistry	Chemistry	GCE Advanced Subsidiary	AQA	Jun-26
AS Physics	Physics	GCE Advanced Subsidiary	AQA	Jun-26

## Other:

Qualification	Title	Type of qualification	Exam board	Date
Core Maths	Core Mathematics	AQA Level 3 Certificate in Mathematical Studies (Core Maths)	AQA	Jun-27
EPQ	Add EPQ title here	Extended Project (Level 3)	AQA	Jun-27
English GCSE resit	English Language	GCSE (Grade 9-1) First Awarded 2017)	AQA	
Maths GCSE resit	Mathematics	GCSE (Grade 9-1) First Awarded 2017)	OCR	

# UCAS Tariff Points

A-Level	
A*	56
A	48
B	40
C	32
D	24
E	16

Business Diploma (double)	
D*D*	112
D*D	104
DD	96
DM	80
MM	64
MP	48
PP	32

Core Maths	
A	20
B	16
C	12
D	10
E	6

Business Ext Cert (single)	
D*	56
D	48
M	32
P	16

Engineering	
D*	56
D	48
M	32
P	16

EPQ	
A*	28
A	24
B	20
C	16
D	12
E	8

Forensics Foundation Diploma	
D*	84
D	72
M	48
P	24

Applied Science Ext Cert	
D*	56
D	48
M	32
P	16

Sport Ext Cert (single)	
D*	56
D	48
M	32
P	16

Health & Social OCR Cambridge Diploma	
D*D*	112
D*D	104
DD	96
DM	80
MM	64
MP	48
PP	32

Childcare NCFE Tech Level 3 Certificate	
A*	84
A	72
B	60
C	48
D	36

Health & Social OCR Cambridge Ext Cert	
D*	56
D	48
M	32
P	16

*If your course is wanting tariff points instead of grades, use these tables to work out what grades you would need to meet the entry requirements*

# UCAS Personal Statement

## Q1: Why do you want to study this course or subject?



- ✓ **Showcase passion:** Clearly articulate what excites you about the subject and how your interest has evolved.
- ✓ **Align with career goals:** Explain how the course fits into your future aspirations.
- ✓ **Share personal experiences:** Include relevant experiences that sparked or nurtured your interest. You can also highlight responsibilities that have honed your time management, leadership, or problem-solving abilities.

### Questions/areas to think about when answering this section:

- What is it about this subject that interests you?
- What do you love about the subject?
- Why do you want to do to university?
- Does the course require any specific experience or knowledge that you already have?
- Have you been inspired by a key role model or moment in your life?
- How has your path led you to this course or subject area?
- Is there a particular subject area you've researched or can't wait to learn more about?
- Do you already have a particular profession in mind?

## Q2: How have your qualifications and studies helped you to prepare for this course or subject?



- ✓ **Link skills to success:** Highlight specific skills gained from your academic journey that are pertinent to the course.
- ✓ **Highlight achievements:** Discuss academic accomplishments and how they've readied you for university-level study.
- ✓ **Reflect on learning:** Explain how particular subjects or projects have deepened your interest and preparedness.

### Questions/areas to think about when answering this section:

- How do your studies or training relate to the chosen course or subject area? *This can be from both current and previous studies, and includes training and online courses*
- How can you demonstrate you have the skills and qualities needed for the course?
- What positions of responsibility, both inside and outside of school, do you have?
- Explain any academic achievements that are relevant to your chosen course.

## Q3: What else have you done to prepare outside of education, and why are these experiences useful?



- ✓ **Include super-curricular activities:** Mention relevant activities like work experience, volunteering, or related hobbies.
- ✓ **Demonstrate transferable skills:** Highlight skills gained from part-time jobs or extra-curriculars, such as leadership or teamwork.
- ✓ **Personal relevance:** Choose experiences that are meaningful and demonstrate commitment to the subject. You can also share how you've navigated financial, familial, or environmental obstacles.

### Questions/areas to think about when answering this section:

- Your hobbies and interests
- Work Experience/Placements/Part-Time Jobs/Volunteering
- Extra and Super Curriculars – Online learning activities (MOOCs, Springboard, etc), Trips/visits, Podcasts, TED Talks, documentaries, DoE Awards
- Personal life experiences e.g. caring for a family member, overcoming a challenge in your personal life
- Are there personal experiences that have helped you develop essential qualities for the course?

You need to **reflect** – not just list! Ask yourself the question “so what?” for everything you put down and relate it to the course that you are applying for

# Evidence – think far and wide!

In person work experience	Blogs & vlogs	Positions of responsibility	Projects or essays	Mentoring
Virtual work experience	Documentaries	Awards	Books	Tutoring
Work shadowing	Podcasts	Challenges	Influencers	Online subject courses
Paid employment	TED Talks	Personal life experiences	Hobbies	Trips or visits
Volunteering	Articles	Work based learning / training	Clubs	Competitions

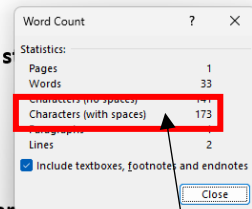
# Writing your Personal Statement

Q1: Why do you want to study this course or subject?

When you write your answer you can see how many characters you have used per question by selecting the text and clicking on the word count button at the bottom of the screen

Q2: How have your qualifications and skills prepared you for this course or subject?

Q3: What else have you done to prepare outside of education, and why are these experiences useful?



Page 1 of 1 33 of 77 words

Word Count button

**The character limit of 4000 includes spaces!**

Create a new MS Word document and type in the 3 questions you need to answer

Under each question, type in your answer – you can see how many characters (with spaces) you have used per question by selecting the text and clicking on the word count button at the bottom of the screen

Each question has to have a minimum of **350 characters**

The total amount of characters you are allowed to use for all 3 questions combined is **4000**